
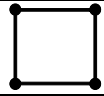






AREAS Y CAPACIDADES DISPONIBLES

PISO	SALON	Superficie		Altura	CAPACIDAD MONTAJE TIPO							Pista	Observaciones
		m ²	ft ²		Stand 3X2	Stand 3X3	Auditorio	Escuela	Cóctel	Banquete mesas 1.50 Mts.			
													
P.B.	MERCURIO	1,040	11,194	5.05	85	58	1,200	600	1,100	900	90 Mts.	Completa	
	LOBBY PRINCIPAL	250	2,691	2.50	N/A	N/A	N/A	N/A	N/A	N/A	N/A	N/A	
	ZONA COMERCIAL	235	2,530	2.50	N/A	N/A	N/A	N/A	N/A	N/A	N/A	N/A	
1	SALON DE USOS MULTIPLES 1	290	3,122	2.65	24	16	300	120	220	180	25 Mts.	Una Columna	
2	YACATECUTLI	1,200	12,917	5.05	85	58	1,200	600	1,100	900	90 Mts.	Completa	
	SALA "1"	27	291	2.50	N/A	N/A	25	12	N/A	N/A	N/A	N/A	
	SALA "2"	27	291	2.50	N/A	N/A	25	12	N/A	N/A	N/A	N/A	
	SALA "3"	55	592	2.50	N/A	N/A	50	24	N/A	N/A	N/A	N/A	
3	ALFA	130	1,399	2.55	N/A	N/A	130	48	192	100	Sin pista	S/Aire Lavado	
4	HERMES	1,290	13,885	5.05	107	72	1,400	700	1,280	1,050	90 Mts.	Completa	
5	SALAS DE CAPCITACIÓN	520	5,597	2.50	N/A	N/A	N/A	N/A	N/A	N/A	N/A	Aire Acondicionado	
6	SOCIALES	1,430	15,392	2.50	120	80	1,650	800	1,550	1,250	90 Mts.	Completa	
	ZONA COMERCIAL	235	2,530	2.50	N/A	N/A	N/A	N/A	N/A	N/A	N/A	N/A	
7	SALON DE USOS MULTIPLES 2	400	4,306	2.50	33	22	400	180	344	280	36 Mts.	Dos Columnas	
8	8° PISO	1,430	15,392	2.50	120	80	1,650	800	1,550	1,250	90 Mts.	Obra Negra	